

Notes

1. Bulkhead-D feedthrough flange detail is the same for 9, 15 25 and 50-pin.
2. Leak test to 5x10E-10 Standard cc/sec of He.
3. Each assembly includes one (1) Viton gasket, four (4) #8-32 x 5/8" legth socket-head screws, and four (4) washers.
4. Spare gasket and fasteners are AG part No. 113096 and 113097 respectively.

Bulkhead-D™

Air-side chamber wall /
bulkhead machining detail

32 Ra Circular Finish

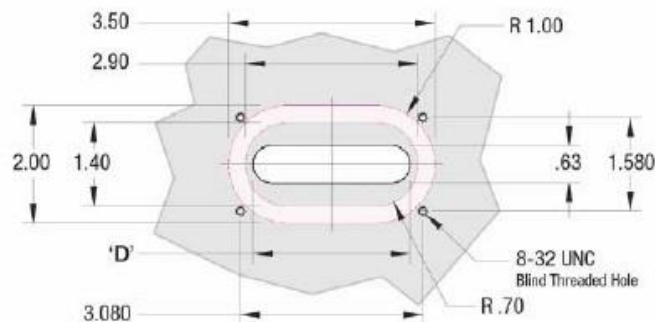
'D' Dimension

9-Pin 1.29

15-Pin 1.61

25-Pin 2.15

50-Pin 2.65

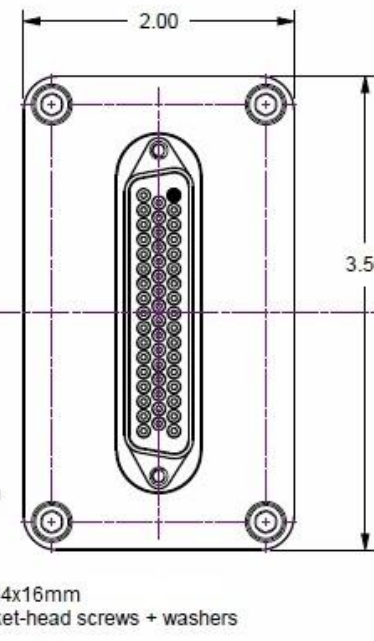
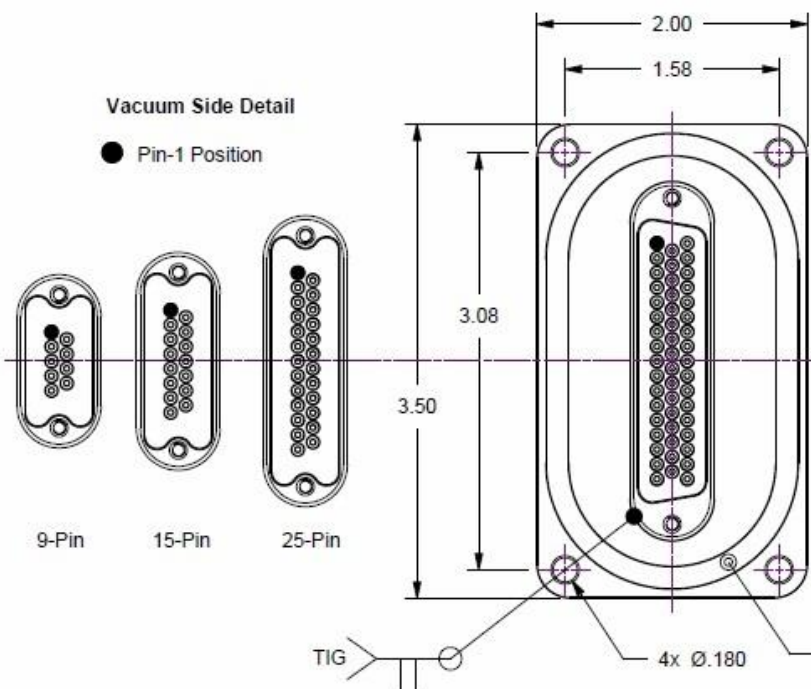


Part No.	No. of Pins
1-FOB-0009	9
1-FOB-0015	15
1-FOB-0025	25
1-FOB-0050	50



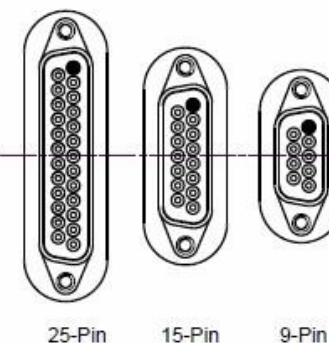
Vacuum Side Detail

● Pin-1 Position



Air Side Detail

● Pin-1 Position



vaqtec
vacuum technology & components

Bulkhead sub-D family

Not scale drawing

Sheet 1 of 1

Date: 26/01/2015

Revision: 0.0

Dimensions: IN

Number:

Property and confidential

The information contained in this drawing is the sole property of Vaqtec Srl. Any reproduction in part or as a whole without the written permission of Vaqtec Srl is prohibited.